

The Thinkfun logo features a blue oval with a yellow spiral on the left side. The word "Thinkfun" is written in white, bold, sans-serif font inside the oval.

Thinkfun

Instructions

BUG TRAILS™

6-Legged
Domino Game



WARNING:
CHOKING HAZARD — Small Parts
not for children under 3 yrs.

AGES
6 and up
2 to 6 players

Includes:

- 40 Bug Tiles
- 1 Bug Scout Flag
- Instructions
- Bug Bag




2

Your Goal:

Be the first player to get rid of all your bug tiles.

Setup:

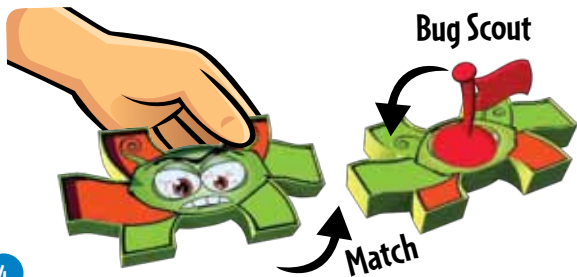
1. Place all of the tiles in the Bug Bag.
2. One player draws a bug tile from the Bug Bag and places it in the center of the play area. This begins the Bug Trail.
3. Position the Bug Scout Flag on top of this starting bug tile. This tile is now the Bug Scout.
4. When playing with 2 to 4 players, each player draws 5 bug tiles from the Bug Bag. When playing with 5 or 6, each player draws 4 bug tiles.



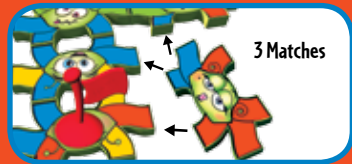
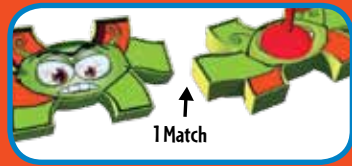
3

Steps to Play:

1. The player to think of the longest bug name goes first. (e.g. “grasshopper” beats “ant”)
2. This player tries to match one of his/her bug tiles to the Bug Scout. A match is made by placing a bug tile so that **AT LEAST** one leg is touching a leg of the Bug Scout. All touching legs must be the same color! The more legs matched the better.



Matching Rules:



If a player matches...

- **0 or 1 leg:** the player must draw another bug from the Bug Bag.
- **2 legs:** the player does not draw any more bug tiles.
- **3 or more legs:** the player discards one of his/her bugs into the Bug Bag.

3. After placing a bug tile, a player's turn is over and he/she must move the Flag to the top of the bug just placed. This tile now becomes the Bug Scout. If a player is unable to match a bug tile, the Flag does not move.
4. Play continues in this fashion with each player taking turns connecting tiles to the Bug Trail.
5. The first player to get rid of all of his/her bug tiles is the winner!

For More Advanced Play:

If a player can match 3 or more legs ANYWHERE on the Bug Trail, he/she may ignore the location of the Bug Scout and place a bug tile in that spot. The player then moves the Bug Scout Flag to the tile just played. Play resumes in the usual fashion.

For Younger Players:

The rules can be adjusted slightly to better suit younger players. Use the same steps as in the regular game, but remove the Bug Scout Flag and allow players to place a match on ANY bug tiles that are on the Bug Trail. Bug Trails is the perfect early strategy game for young players; it's fast, fun and great at teaching visual discrimination and color matching. What a hilarious time kids will have matching as many legs as they can!

About the Inventors:

Brad Ross and Jim Winslow have worked together inventing games for more than 10 years. Brad lives in New York City and Jim lives in Maplewood, NJ. They pride themselves on creating games that are fun and that kick-start the mind. This is their second game with ThinkFun; their first was Toot and Otto.

ThinkFun's Mission is to Ignite Your Mind!®

ThinkFun® is the world's leader in addictively fun games that stretch and sharpen your mind. From lighting up young minds to creating fun for the whole family, ThinkFun's innovative games and mobile apps make you think while they make you smile.

"Like" ThinkFun on  Follow ThinkFun on 

www.ThinkFun.com

