



Thinkfun



Instructions & Learning Benefits

HELLO

SUNSHINE!TM

Your Child's First Hide & Seek Game



BEHIND my back



UNDER a chair



In FRONT of a door



On TOP of a table

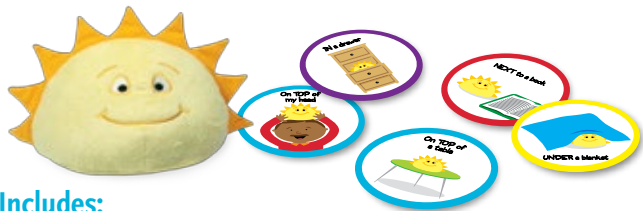
AGES
18 months
and up

2 or more players

HELLO SUNSHINE!™

Your Child's First Hide & Seek Game

Hello Sunshine!™ is the perfect first game for your child. Designed to be flexible for toddlers at various stages and milestones, it's a fun way to get your child moving around and laughing while learning the basic concept of Hide and Seek. It's also a great game for teaching positional words such as "UNDER", "on TOP of" and "NEXT to"!



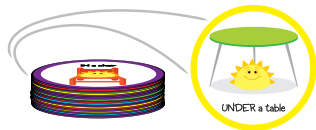
Includes:

- Large Plush Sunshine with Velcro Pocket for Card Storage
- 18 Double-Sided Cards with 36 Hiding Places
- Instructions and Learning Benefits

How to Play: BEGINNER GAME PLAY

1. Introduce Sunshine to your child and explain that she loves to play Hide and Seek! **"Sunshine loves to hide! Do you want to play Hide and Seek with her?"**

2. Select a card. The card will tell you where to hide Sunshine. Sunshine may hide under a table or right out in the open. Read the card together and show your child the picture of where Sunshine will be hiding.




3. Hide Sunshine according to the card. Your child should watch as you hide Sunshine.
4. Guide your child in finding Sunshine. **"Where is Sunshine hiding? Can you find her under the table?"**
5. Find Sunshine and celebrate! **"Yay, you found her! Great job!"**
6. Take a break and play again.

How to Play: ADVANCED GAME PLAY

As your child grows and becomes familiar with the Hide and Seek concept, you will find that it's fun to change the play pattern to suit his or her increasing curiosity and new abilities. Here are some suggestions for how you can alter the game play:

- At the start of the game, choose a “Hider” and a “Seeker.” You can take turns with your child in these roles or you might find that your child gravitates toward one role more than the other. Do whatever works most naturally.
- You can select a card and read it aloud together, or the Hider can read the card to his/herself and hold onto it until after Sunshine has been found. Once Sunshine has been found, reveal the card to show that it matches the hiding spot.
- For a more sophisticated game, the Hider can pick three cards and select one of the three places to hide Sunshine. Once Sunshine is hiding show the Seeker the three cards and say, **“Sunshine is hiding in one of these three places, can you find her?”**

- If you have been hiding Sunshine out in the open or so that she is at least partially visible, try hiding her completely out of sight.
- Use the wild “?” cards to pick your own hiding spots. Have fun and be creative!
- Hide with Sunshine! As children get older, they may want to do the hiding themselves. Have them hide along with Sunshine.
- Make Hello Sunshine!™ a part of the daily routine. Playing consistently every morning or evening for a few minutes will allow your child to learn and explore in a structured environment where he/she can experience success and build self-confidence.



Learning Benefits:

While playing Hello Sunshine!™ your child will have the opportunity for all sorts of learning. Most of the benefits occur from just interacting together and having a good time. Along the way, here are some of the specific things your child will be learning:

- **The basics of game play:** Your child will learn to follow a structured set of rules—choose a card, then hide, then find and repeat. You can teach both cooperative play (hiding together) or taking turns (one person hides Sunshine and then the roles switch.)
- **Object Permanence:** The concept that an object still exists even though you can't see it takes time for young children to learn. As children master this concept, they are able to use reasoning to look for objects that are hidden from view.
- **Positional words** like “UNDER,” “on TOP of,” and “NEXT to,” are important because they help children learn about and describe the world around them. Learning these words will allow them to understand their environment and follow or give direction by

using language more precisely. All of the cards are created with positional words so that, through play, your child can become familiar with them.

We hope you and your child have a great time playing Hello Sunshine!
For more fun games visit us at: www.ThinkFun.com

If you like Hello Sunshine!™, check out Roll & Play™:



www.ThinkFun.com/RollAndPlay

ThinkFun's Mission is to Ignite Your Mind!®

ThinkFun® is the world's leader in addictively fun games that stretch and sharpen your mind. From lighting up young minds to creating fun for the whole family, ThinkFun's innovative games and mobile apps make you think while they make you smile.



www.ThinkFun.com

