

Tilt Game Grid & Base



(2) Green Sliders



(4) Blue Sliders



(6) Gray Stoppers

THE OBJECT:


Get the green sliders through the exit hole in the center of the game grid while leaving the blue sliders on the grid.

SETUP:

1. Place the game grid on the game base.
2. Select a challenge card.
3. Set up the pieces as shown on the challenge card. There are three kinds of pieces:
 - Square gray stoppers that stay anchored to the game grid during play.
 - Round blue sliders that slide across the grid.
 - Round green sliders that slide across the grid.

STEPS TO PLAY:

1. Move the sliders by tilting the game grid. On each move, all sliders must move downhill as far as they can go.
2. When all the green sliders (and none of the blue sliders) have fallen through the exit hole, **you win!**

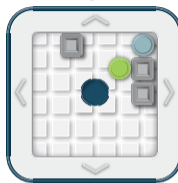
NOTE: In a valid solution, a blue slider must **NEVER** fall through the exit hole. In the example below, moving  will not lead to a valid solution because the blue slider will fall through the hole along with the green slider.

DON'T LET THE BLUE GO THROUGH!

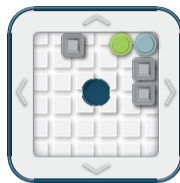


EXAMPLE OF A VALID SOLUTION:

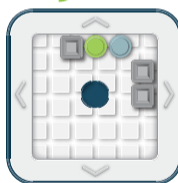
1. Starting Position:



2. 



3. 



4. 




MOVEMENT KEY:

 – Tilt grid down

 – Tilt grid left

 – Tilt grid up

 – Tilt grid right

Ignite Your Mind!®

ThinkFun® games are all about fun, healthy brain play. For kids, they're about solving challenges and having fun. For adults, they're about brain aerobics and re-learning how to take risks. For seniors, they're about keeping mentally fit while connecting back to kids. ThinkFun games are great for everyone!

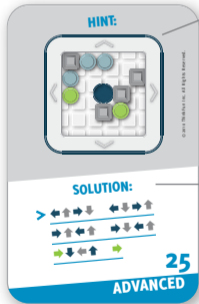
www.ThinkFun.com



© 2010 ThinkFun Inc. All Rights Reserved.
MADE IN CHINA, 107. #1001. IN01.

NEED A HINT?

If your brain needs a boost, look to the back of each challenge card. The top half of the card shows you the position of the sliders on the grid immediately before the first green slider falls through the exit hole.



Here's how your game grid should look before the first green slider falls through.

If you're *really* stuck, follow the solution sequence from start to finish.

Green arrows indicate when the green sliders fall through.

TRAPPED?

Choose your moves carefully—it is possible to get stuck! If you find yourself trapped, reset and start again.

For Example:

In the situation shown here, it is not possible to get the green slider to fall through the center hole!



START OVER!

ABOUT THE INVENTORS:

Vesa Timonen and Timo Jokitalo are puzzle inventors from the Helsinki area in Finland. In addition to inventing fun games and puzzles, they have an expertise in software development and mathematics. These skills helped them to create a set of challenges that will surely get your brain cells firing!

