ThinkFun Everybody Plays®

DOTS and BOXES

GAME RULES

1. Select one of the Dots and Boxes printed games and each player take a pencil. Choose who goes first.
2. Players take turns drawing a pencil line between two dots in any row or column.
3. When a player draws a line that completes a box, he/she writes their initials inside the box and then must draw another line. If this line completes another box, player writes their initials inside that box and takes another turn.

   a. If a player completes a box he/she must take another turn.
4. After all the boxes are filled, players count initials. Player with their initials in the most boxes is the WINNER.

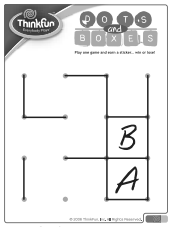

Sample game in progress.

ThinkFun Everybody Plays®

DOTS and BOXES

GAME RULES

1. Select one of the Dots and Boxes printed games and each player take a pencil. Choose who goes first.
2. Players take turns drawing a pencil line between two dots in any row or column.
3. When a player draws a line that completes a box, he/she writes their initials inside the box and then must draw another line. If this line completes another box, player writes their initials inside that box and takes another turn.

   a. If a player completes a box he/she must take another turn.
4. After all the boxes are filled, players count initials. Player with their initials in the most boxes is the WINNER.

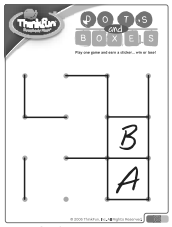

Sample game in progress.

© 2009 ThinkFun Inc. All Rights Reserved.

ThinkFun Everybody Plays®

DOTS and BOXES

GAME RULES

1. Select one of the Dots and Boxes printed games and each player take a pencil. Choose who goes first.
2. Players take turns drawing a pencil line between two dots in any row or column.
3. When a player draws a line that completes a box, he/she writes their initials inside the box and then must draw another line. If this line completes another box, player writes their initials inside that box and takes another turn.

   a. If a player completes a box he/she must take another turn.
4. After all the boxes are filled, players count initials. Player with their initials in the most boxes is the WINNER.

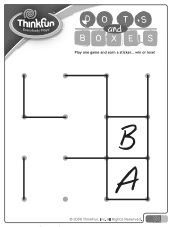

Sample game in progress.

© 2009 ThinkFun Inc. All Rights Reserved.

ThinkFun Everybody Plays®

DOTS and BOXES

GAME RULES

1. Select one of the Dots and Boxes printed games and each player take a pencil. Choose who goes first.
2. Players take turns drawing a pencil line between two dots in any row or column.
3. When a player draws a line that completes a box, he/she writes their initials inside the box and then must draw another line. If this line completes another box, player writes their initials inside that box and takes another turn.

   a. If a player completes a box he/she must take another turn.
4. After all the boxes are filled, players count initials. Player with their initials in the most boxes is the WINNER.

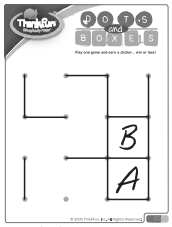

Sample game in progress.

© 2009 ThinkFun Inc. All Rights Reserved.